

Manufacturer: Sotsu Medical Co., Ltd.
3-1-10-5F, Minami-Hakata Station, Hakata-ku, Fukuoka City, Fukuoka Prefecture
https://mytrex.jp
Designed in Japan. Made in China.
©2023 SOTSU MEDICAL CO., LTD.
20230708

MYTREX Customer service

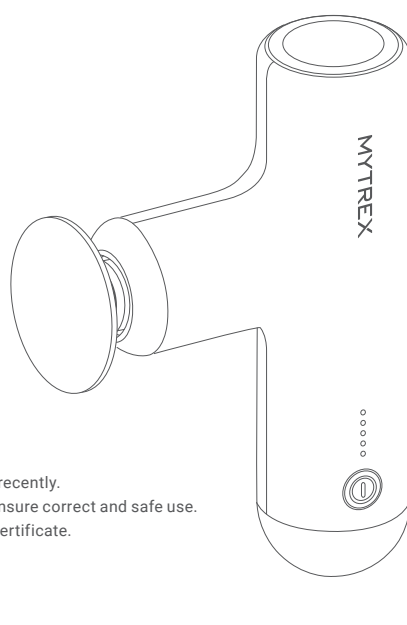
Business hours 9:00~17:30
(excluding Saturdays, Sundays, holidays, year-end and beginning of year)

Telephone inquiry **092-260-7366**
Web inquiry <https://mytrex.jp/support/>
Malaysia Web inquiry <https://urbeau.com/collections/mytrex>



MYTREX REBIVE AIR

User's manual



For storage, warranty certificate included

Thank you very much for purchase our products recently. Please read the instruction manual carefully to ensure correct and safe use. This instruction manual comes with a warranty certificate. Please keep it properly after reading.

Confirmation before use

If there is a shortage of product accessories, please contact our customer service.

Package contents

Main body	MYTREX REBIVE AIR: 1 unit
	USB charging cable: 1 piece
	Attachment: 5 types
	Stopper rubber for attachment (spare): 2 units
	Carrying cloth bag: 1 unit
Accessories	User manual: 1 copy

*The pictures in this document are images and may differ from the actual product.
*The design and specifications are subject to change without prior notice.
*This product is suitable for general household use. This is not a medical device.

Safety precautions

Please read "Safety Precautions" before using it correctly. If there is any abnormality or malfunction, please turn off the power and stop using it, and then contact the store where you bought it or our customer service. If you continue to use the product when it malfunctions, it may adversely affect your health, so its use is absolutely prohibited.

Dangerous

- Prohibition** Individuals using the following medical electronic equipment should not use.
- Improper operation of medical electronic equipment may cause serious damage to the body.
 - Medical electronic instruments such as implantable pacemakers
 - Artificial heart and lung and other life support medical electronic instruments
 - Wearable medical electronic instruments such as electrocardiograms

Warning

- Prohibition** Visually impaired individuals should not use it alone. The reason is that it may cause injuries and physical discomfort.
- Prohibition** Do not use with other devices. The reason is that it may cause injuries and physical discomfort.

Warning

- The following individuals must receive medical consultation before use. The reason is that it causes injuries and physical discomfort. Even if the following conditions are not met, please consult a doctor if you experience any discomfort during use.
- Individuals with malignant ulcers.
 - Individuals with heart disease, heart failure and thrombosis.
 - Individuals with blood circulation disorders, telangiectasia and abnormal blood pressure.
 - Individuals taking medication, pregnant women and those who have just given birth.
 - Individuals with diabetes and other sensory disorders caused by diseases at the end of high circulation.
 - Individuals with skin abnormalities such as wounds, eczema, swelling and etc.
 - Individuals who need rest and those with physical disabilities.
 - Individuals with fever.
 - Individuals with physical discomfort or abnormalities.
 - Individuals with acute illnesses (pain) such as fractures, osteoporosis, spinal fractures, sprains, muscle strains and etc.
 - Individuals with abnormal or curved spines.
 - Individuals receiving treatment in medical institutions.
 - Individuals who have previously received treatment and surgery, and those who use it on the treated area.
 - Extremely weak individuals.
 - Individuals who are unable to express themselves and operate independently.
 - Individuals with nervous system diseases, skin perception disorders, allergies, skin diseases, atopic dermatitis and sensitive skin.

Warranty certificate

This warranty certificate promises that if the product malfunctions according to the user manual during use, we will repair or replace the product free of charge. If a malfunction occurs during the warranty period starting from the date of purchase, please bring the product, warranty certificate, and proof of purchase date (receipt, delivery note, etc.) to the store where you purchased the product and our customer service for inquiry. After the warranty period, if the function can be maintained, we will charge for repair fees according to the customer's requirements.

The warranty period is calculated from the date of purchase within 1 year.

- This warranty certificate does not apply to accidents that occur during the warranty period due to the following circumstances.
 - Malfunctions and damages caused by improper use and storage not in accordance with the instructions
 - Malfunctions and damages caused by improper use, (operating errors, dropping and etc.) modification and self-repairing
 - Malfunctions and damages caused by natural disasters such as fire and lightning, as well as external factors such as saline-alkali pollution, public nuisance pollution, gas pollution and abnormal voltage.
 - Malfunctions and damages caused by replacing of consumables and accessories such as batteries and attachments due to deterioration
 - Malfunctions and damages caused by non-general household use
 - Malfunctions and damages caused by purchase not from authorized distributors and official stores
- If a malfunction occurs under the above circumstances, our company will not be responsible for any direct or indirect damages or problems involved.
- The delivery fees during the warranty period are in principle borne by the customer.
- Please keep the original packaging when returning.
- This warranty certificate will not be issued again, please keep it properly.
- Our company reserves the right of modification and final interpretation of the warranty terms.

Product specifications

Brand	MYTREX
Product name	REBIVE AIR
Rated power	DC 5V 2A (USB)
Energy consumption	About 15W
Power supply	USB port (5V/1A and 2A) of AC adapter/PC and etc.
Main body size	About 133mm x 76mm x 35mm (excluding attachments)
Battery	1000mAh/7.4V
Battery life*	Longest time: up to 7 hours (Level 1 operation) Shortest time: about 2.5 hours (Level 5 operation)
Usage environment	Temperature 5°C to 35°C, relative humidity ≤ 90RH%

*Measurement environment: 25 °C. The actual time may vary depending on the usage environment and conditions.
*Use a commercially available USB compatible AC adapter.

Warning

- Prohibition** If you feel any discomfort during use, please stop using immediately and consult a doctor. Please follow the instructions.
- Prohibition** Do not use on bones such as elbows, knees, spine, joints, ears, eyeballs and around the eyes, near the heart, spine of the neck and areas with lithiasis. The reason is that it may cause accidents, injuries and physical discomfort.
- Prohibition** Do not use it for infants or those who cannot express themselves. Also, please use or store in areas out of reach of infants and children. The reason is that it may cause accidents, injuries and physical discomfort.
- Prohibition** Do not use products other than the dedicated attachments for this product. The reason is that it may cause accidents and injuries.

Warning

- Prohibition** Do not allow pins, foreign objects, dust or moisture to get stuck in the USB cable and the main body slots or any gaps. The reason is that it may cause electric shock, short circuit or fire.
- Prohibition** When unplugging the USB cable, please hold the front end and do not pull it. Also, do not insert or remove the plug with wet hands. The reason is that it may cause electric shock, short circuit or fire.
- Prohibition** Do not immerse the main body or USB cable in water or clean it with water. Also, do not use on wet body. The reason is that it may cause electric shock, short circuit, fire or malfunction.
- Prohibition** If the USB cable is damaged or inserted loosely, do not use it. The reason is that it may cause electric shock, short circuit or fire.
- Strict compliance** If the main body or accessories emit abnormal odor or heat, please stop using them. The reason is that it may cause damage or fire.
- Strict compliance** Must hold the main body in your hand when using it. Do not climb or sit on the main body during use. The reason is that it may cause falling accidents, injuries and malfunctions.

Methods of storage

- When not in use, please turn off the main body and unplug the USB cable from devices such as the computer and keep it properly.
- Do not place it near a fire, under scorching sun, in a hot and humid place such as a bathroom or car, and keep it well ventilated. Store in a clean and cool place.
- Please keep out of reach of children.
- Due to the characteristics of the battery, it will gradually discharge even when not in use, so the remaining battery capacity will gradually decrease even during storage.
- When not in use for a long time, please fully charge the main body before storage. Also, please operate this product and charge it after about one month. If the battery is not charged for a long time, it may not be able to charge.
- When not in use for a long time, please clean the main body and attachments and store them into the included cloth bag.

Methods of maintenance

- Do not use water to clean the main body, attachments and USB cable.
- Use a soft dry cloth to wipe away dirt from the main body and attachments. If dirt is found, soak in warm water with neutral detergent, use a soft cloth that has been wring dry, and carefully wipe the dirty part of the main body to remove any surface stains. If oil or other substances adhere to the stopper rubber of the attachment, the attachment may easily fall off. Please use the same method to wipe and clean the rubber part for maintenance.
- There is oil leakage near the attachment insertion port, but this is an overflow of lubricating oil inside the machine, not an abnormality. If oil remains on the product, the attachment may come off easily, or the product may malfunction due to dust adhesion. Please regularly wipe the vicinity of the attachment insertion port and the insertion hole with a cotton swab or a dry cloth, and use an air cleaner to remove dust.
- Do not use solvents such as alcohol, diluents, gasoline and etc. The reason is that it can cause malfunction, component damage and discoloration.

Warning

- Prohibition** Do not apply excessive force to the USB cable, such as damaging, modifying, or bundling. Also, do not improperly load or clamp heavy objects. The reason is that it may cause electric shock, short circuit, fire or malfunction.
- Prohibition** Do not wet the main body and USB cable, and do not use in damp areas such as bathrooms or outdoors. The reason is that it may cause fire, electric shock or injury.
- Prohibition** Do not disassemble, repair, or modify the product. The reason is that it may cause fires, malfunctions and accidents.
- Prohibition** Do not store or use in hot places (near fires, kotatsu, beddings, in cars under scorching sun and etc.). Do not heat or throw into the fire. The reason is that it may cause burns, malfunctions, fires and overheating.
- Strict compliance** If any abnormality occurs, immediately turn off the power of the main body. If charging, unplug the USB cable immediately.
- Prohibition** Do not use this product under abnormal conditions such as smoking, abnormal sound or odor.

Warning

- Strict compliance** It is recommended to use it within about 10 minutes. Continuous use in the same area (when using on the face, please apply it throughout about 3 minutes).
- Strict compliance** Excessive stimulation of muscles and nerves may cause injury. Also, when using by multiple people, please control the total duration of continuous use within about 30 minutes. Stop the device for at least 30 minutes before reuse. The reason is that it may cause the main body heat up or malfunction.
- Prohibition** Do not block the ventilation holes during use. The reason is that it may cause fires, malfunctions and accidents.
- Prohibition** Do not use for purposes other than those specified in the user manual. The reason is that it may cause accidents, injuries and malfunctions.
- Prohibition** Do not store in unstable areas. Also, do not drop or impact the main body or attachments. The reason is that it may cause product damages and malfunctions.

Recommended face care

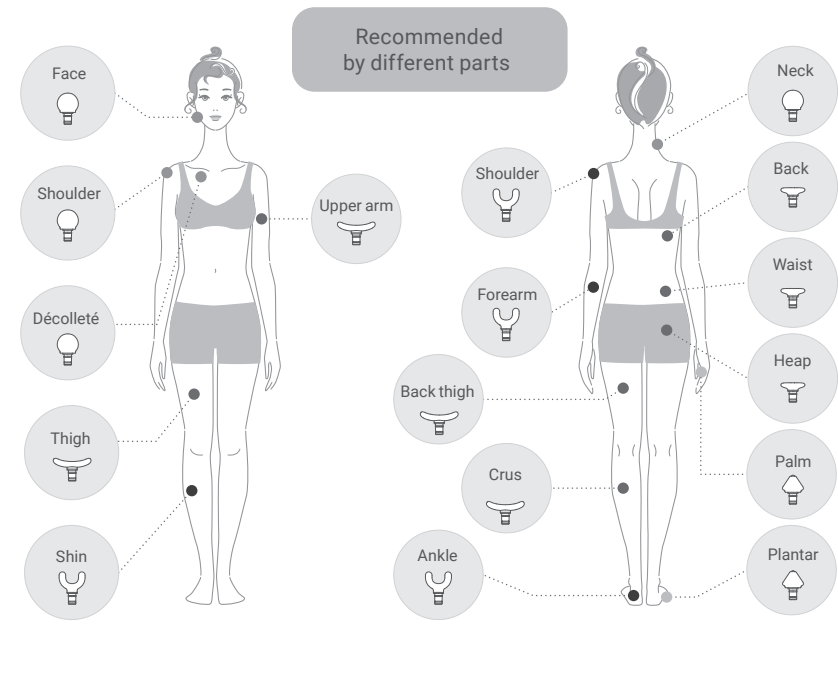
Using spherical shape attachment

Use level 1 (face mode)

Avoid using around the eyes and bones

- Care from the chin to below the ears
- From nostrils to ears
- Stimulate the area around the mouth to the corner of the mouth
- Care from the bottom to the top of the masseter muscle
- Gentle care for the temple area

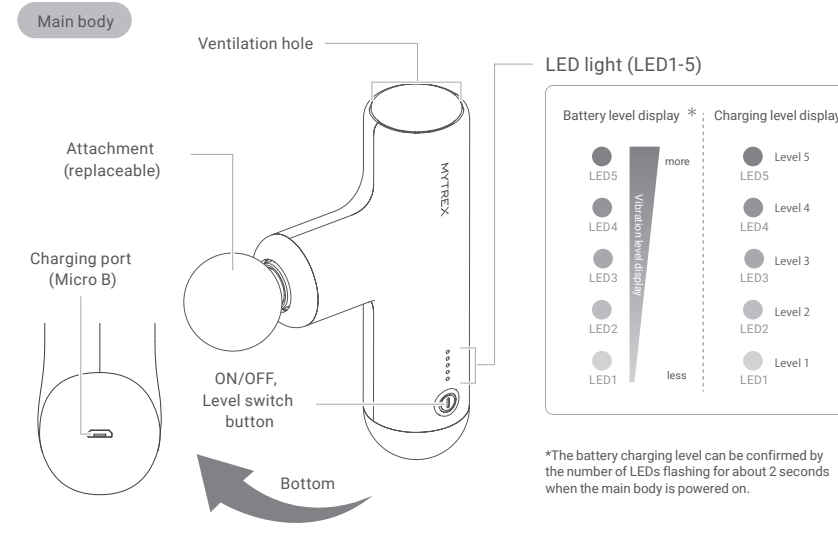
*When using on the face, it is necessary to use the spherical attachment and apply it at level 1, touching the skin gently.
*Avoid use around eyes and bones, and use over entire face for about 3 minutes.
*If there are any abnormalities, please stop using immediately.



Notice

- Strict compliance** Be careful not to get your hair or fingers caught in the product during use. The reason is that it may cause accidents and injuries.
- Prohibition** Do not use in the following situations:
 - Extreme fatigue
 - After drinking alcohol
 - After or before meals
 - Sleeping
 - Having skin problems
 The reason is that it may cause accidents, injuries and physical discomfort.
- Prohibition** Do not use the USB cable around the main machine during storage. The reason is that it may cause a fire due to electric shock and broken wires under heavy load.
- Prohibition** Do not press too hard during use. The reason is that it can cause accidents and injuries that damage the skin and muscles.
- Prohibition** If your skin is sensitive, do not use on exposed skin. The reason is that it may cause physical discomfort.
- Strict compliance** Please remove the jewelry and accessories when using this product. The reason is that it may cause accidents and injuries.
- Prohibition** Use the included USB cable, not other products. The reason is that it may cause malfunctions and accidents.

Name of each part



*The battery charging level can be confirmed by the number of LEDs flashing for about 2 seconds when the main body is powered on.

- Hold the handle firmly in your hand and gently apply it to your skin.
 - Please use within about 10 minutes (with 10 minutes off time).
 Also, please continue using in the same place within about 3 minutes.
 - Before use it correctly, please carefully read the "Safety Precautions".
- To stop the vibration during use, long press the () button for about 3-5 seconds.
 - The vibration will automatically stop after 10 minutes from use.
- After use, remove the attachment.
 - To prevent the insertion part of the attachment from deteriorating, please remove it from the main body and keep it properly.

Before use (about attachment)

Samples for attachment use

Stimulate every part of the surface. Direct stimulation.

Parts such as the soles of the feet that require precise stimulation.

Gentle care for face, neck, shoulders and other muscles with high elasticity.

For muscles such as the forearm, spine and Achilles tendon.

Stimulate large areas such as the thighs and upper arms.

3 Press the () button to select the vibration level.

*There are 5 levels of vibration to choose from. The set vibration level can be checked by the number of LED lights that are lit.
*Each time the button is pressed, the vibration level switches, as follows:
Vibration level: 5 (power on) → 4 → 3 → 2 → 1 (face mode) → 2 → 3 → 4 → 5 → 4 → 3 → ...

For example

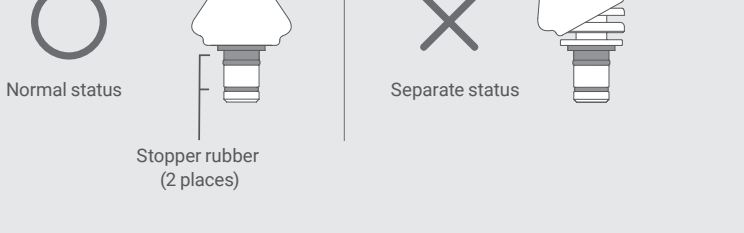
When 3 LED lights are on, it is set to vibration level 3.

Vibration level	Revolutions per minute
5	About 3000 times
4	About 2500 times
3	About 2000 times
2	About 1500 times
1	About 900 times

*Vibration level 1 is a "face mode" that allows for gentle stimulation. When using on the face and neck, please use a spherical attachment and Level 1 for care.

Notice

Silicon attachments such as point shape may detach from silicon parts. If there is any detachment, please cover the silicon parts on the shaft and return to the normal status before use.



*If the insertion of the attachment is loose, please replace it with the included stopper rubber.
*The attachment is consumables. It will gradually deteriorate with your use.

Before use (charging methods)

When using it for the first time or the battery capacity is low (when the LED light is flashing), please turn off the power of the main body and then start charging.

- When the battery capacity is low
 - Depending on the level in use the LED lights flashing
 - Estimated charging/operation time *

Charging time	Operation time
About 1.5 hours	Up to 7 hours

*The charging time is an estimate when using a 5V/2A AC adapter. The operation time is an estimate for use at vibration level 1, and can be used for about 2.5 hours at vibration level 5 (room temperature 25 °C).
The charging time and working time vary greatly depending on the remaining battery level, charging and usage environment. If a 5V/1A AC adapter is used, the charging time may sometimes be longer than usual. Please notice that if the room temperature drops below 10 °C, the operation time may be shortened.

*The recommended charging temperature is 15 °C to 35 °C. If the battery is not charged within the recommended temperature, the charging time may be prolonged or the battery may not be able to be charged.

*The battery life may be short when charging for the first time or after a long period of non-use. It returns to normal after repeated charging and use several times.

1 Connect the Micro B connector side of the included charging USB cable to the charging port at the bottom of the main body.

2 Connect the A-type connector side of the USB cable to the handheld AC adapter on the USB port.

*Please use a USB port (5V/1A or 5V/2A) such as a computer, mobile battery or AC adapter that can provide power. If it is less than 2A, charging may take some time, but this is not a product malfunction. Do not use a fast charger as it may cause malfunction.

Also, some computers, phone batteries and AC adapters cannot be charged. Please replace the power supply and recharge the battery.

*If the LED light does not flash, the battery cannot be charged properly. Replace the power supply and recharge it.
*Unable to turn on the power of the main body during charging.

3 After charging, unplug the USB cable.

*During the charging, the LED light will flash and light up in sequence. Charging is complete when all LEDs 1 to 5 are lit.

About rechargeable batteries

If the usage time is still very short after charging, it is considered that the battery has reached its service life. The battery life varies depending on usage and storage conditions. The estimated number of charging/discharging times is 300 to 500. Battery replacement is not supported. When not in use for a long time, please fully charge the main body before storage. Also, operate and recharge it after about 1 month. If the battery is not charged for a long time, it may not be able to charge.

This product (main body) contains lithium-ion batteries. Please follow different local rules when discarding this product.

Please confirm the precautions for the built-in lithium battery on the right side.
<https://mytrex.jp/support/battery/>